



IRROMETER®

SOIL WATER MANAGEMENT SINCE 1951



Since 1951 **IRROMETER®** tensiometers have been the preferred choice of growers, irrigation experts, and researchers alike for the most simple, affordable, and reliable measurement of available soil water.

The **IRROMETER** acts like an artificial root by exchanging water with the surrounding soil just like a plant does. It is measuring the actual soil water tension, which indicates the effort required by root systems to extract water from the soil. This creates a change in reading on the gauge, which offers a reliable means of measuring soil moisture for irrigation scheduling. Because the **IRROMETER** is a true measurement of soil water tension, it is not affected by salinity or temperature and does not require site calibration.



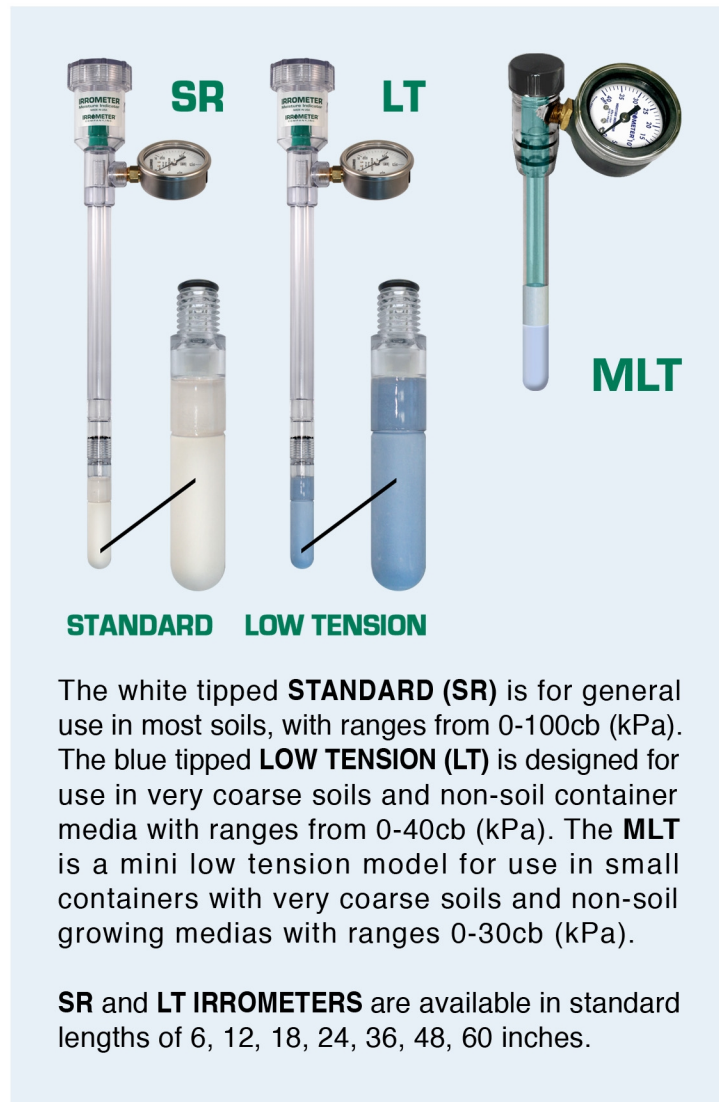
Reservoir - holds a reserve supply of fluid for multiple irrigation cycles.

Gauge - membrane vented for temperature and elevation related compensation, a 2 1/2 inch face, and a stainless-steel rustproof body.

Air-Free Gauge Chamber - water seal prevents air from entering gauge regardless of fluid level.

IRROMETER Body - constructed of tough butyrate plastic, impervious to soil chemicals and electrolysis.

Porous Ceramic Tip - molded thread for quick and easy replacement.



STANDARD LOW TENSION

The white tipped **STANDARD (SR)** is for general use in most soils, with ranges from 0-100cb (kPa). The blue tipped **LOW TENSION (LT)** is designed for use in very coarse soils and non-soil container media with ranges from 0-40cb (kPa). The **MLT** is a mini low tension model for use in small containers with very coarse soils and non-soil growing medias with ranges 0-30cb (kPa).


SR and LT IRROMETERS are available in standard lengths of 6, 12, 18, 24, 36, 48, 60 inches.

SERVICE UNIT



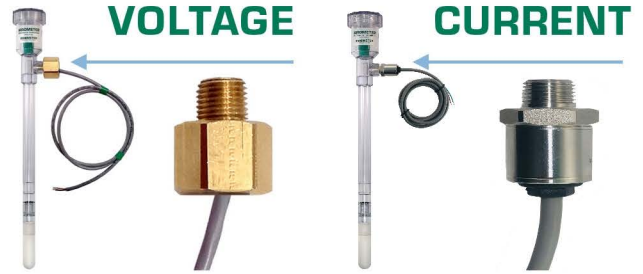
SERVICE UNIT - One service unit will service ALL of your **IRROMETERS** and should be included in your initial order. This unit is used during installation and then periodically after for removal of air to ensure maximum sensitivity and accuracy.

IRROMETER® OUTPUT READING OPTIONS



MANUAL GAUGE - provides gauge readings in ranges from 0-100cb (kPa).

AUTOMATIC SWITCH - provides adjustable automatic vacuum switching capabilities for irrigation automation.



RSU-V REMOTE SENSING UNIT - shows soil moisture levels by converting the reading to a voltage signal.

RSU-C REMOTE SENSING UNIT - shows soil moisture levels by converting the reading to a current signal.

MANUAL READING

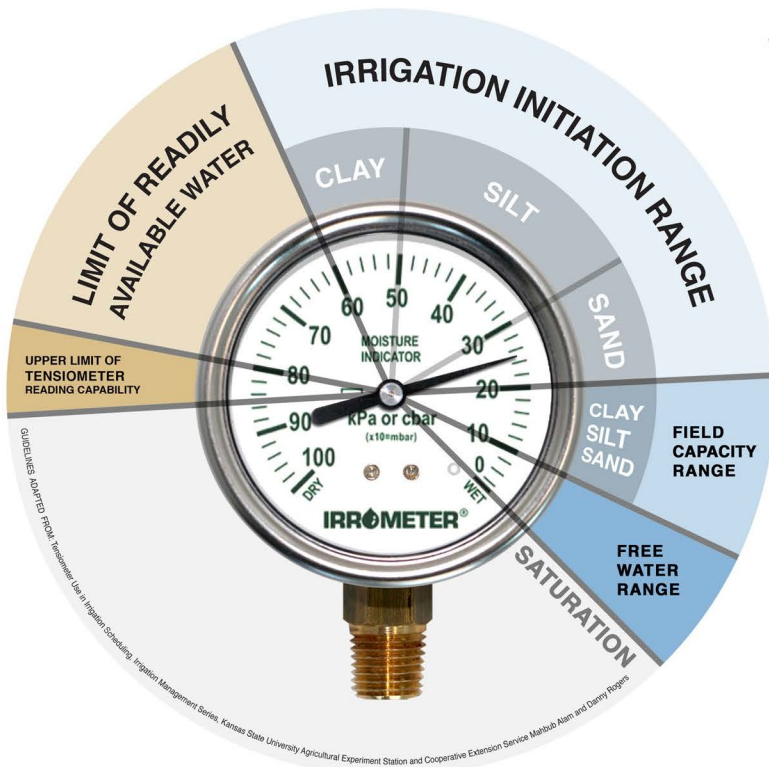
Guidelines below can be used for manual readings. An automatic switch can also be added to provide direct switching capabilities by moisture levels.

Use the following readings as a general guideline:


- 0 - 10 cb (kPa) - Saturated soil.
- 10 - 30 cb (kPa) - Soil is adequately wet (coarse sands are beginning to lose water).
- 30 - 60 cb (kPa) - Usual range for irrigation (most soils).
- 60 - 100 cb (kPa) - Usual range for irrigation in heavy clay.
- 100 - 200 cb (kPa) - Soil is becoming dangerously dry for maximum production.

DATA LOGGING & CLOUD ACCESS

IRROMETERS can be connected to an automatic reading device for manual downloads, or send data automatically to the cloud for online access.



SIMPLE · AFFORDABLE · RELIABLE



IRRROMETER.COM 1425 Palmyrita Ave, Riverside, CA 92507 951.682.9505